

HEAD LIGHT GUARD

CODE : 800-1446900

APPLICATION : CROSS CUB 50 / 110 (AA06 / JA45)

Thank you for purchasing Kitaco product. Read and understand the instruction before installing.

ATTENTION (MUST READ)

- This instruction sheet is for the instruction for stock condition.
- This product is for dress up parts install to head light. Do not use for other purposes.
- This product is designed and made exclusive for application models, do not use other models. Do not modify the way which is not listed or it will cause damage and trouble.
- We are not responsible for violation of law or damages and accidents caused by assembling mistake and improper setting.
- Please ask authorized mechanic for assembling and setting. Ask a specialist at specialty shop if you do not understand the role of the surrounding parts.
- Refer to the manufacturer service manual when installation.
- Bolts and nuts may get loosen by engine vibration. Make sure not to loosen any bolts and nuts before driving.
- ※ Metal/resin/alumite products get discolored/rust for ages as well as how to use. Please understand when using.

HOW TO INSTALL

Head light lens is high heat right after engine stopped. Please wear gloves or start installing after its completely cooled.

1) Remove head light mount bolt (2pcs of left and right).

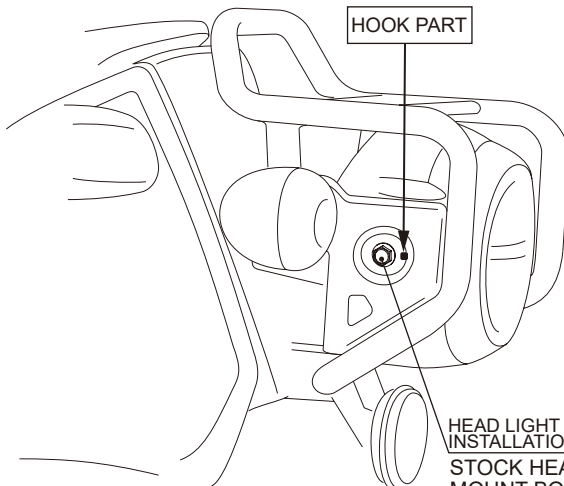
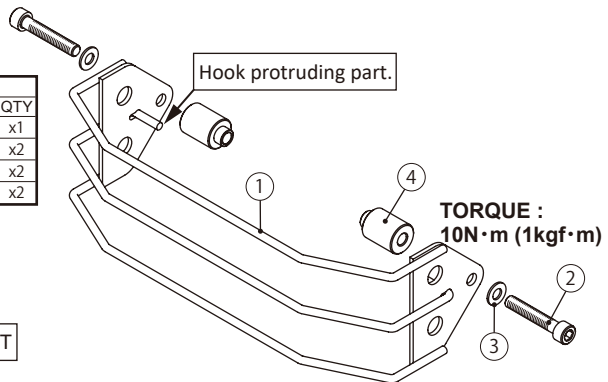
2) Install head light guard to carrier to front carrier with attached parts referring to below.

*Be careful not to scratch with head light guard protruding part. Install while diagonally and avoiding frame.

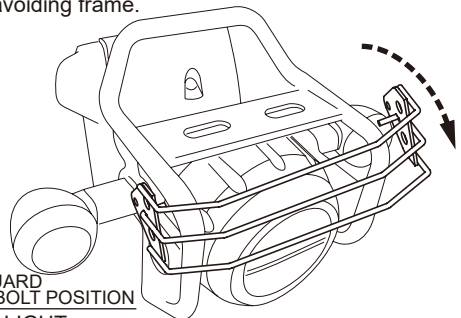
(Recommend to protect with curing tape not to scratch front carrier.)

*When installation, not to widen head light guard too much. It may cause of disformation and unable to install.

PACKING LIST			
FIGURE	NAME	CODE	QTY
1	HEAD LIGHT GUARD	800-1446901	x1
2	CAP BOLT M6x35	060-0500035	x2
3	WASHER 6x13x t1.0	090-0900006	x2
4	STEPPED COLLAR	800-1446902	x2



Be careful not to scratch with head light guard protruding part. Install while diagonally and avoiding frame.



HEAD LIGHT GUARD
INSTALLATION BOLT POSITION
STOCK HEAD LIGHT
MOUNT BOLT (REMOVE)

180723 M-T


株式会社 千七

3-8-13 NAGATA,
HIGASHI-OSAKA,
OSAKA, JAPAN

<https://www.kitaco.co.jp/>