



UNI FILTER KIT No.1 /1		CODE : 515-1432100
APPLICATIONS	GROM (JC61/75)	
REMARK	This air cleaner enables to install Kitaco OIL COOLER KIT with shroud stay (360-1432100/1432110) removing stock air cleaner box. Or please use SHROUD STAY SET (360-1432190). ※FI setting is not required in case of stock engine and Kitaco JMCA muffler combination.	


●Thank you for purchasing Kitaco product. Read and understand the instruction before installing.

ATTENTION (MUST READ)


- This product is for racing use only. Note that this parts is not covered under warranty.
 - This product is replacement for stock air cleaner case when installing Kitaco OIL COOLER KIT, etc.
 - We are not responsible for violation of law or damages and accidents caused by assembling mistake and improper setting.
 - Please follow this instruction sheet. Do not modify the way which is not listed or it will cause damage and trouble.
 - Please ask authorized mechanic for assembling and setting. Ask a specialist at specialty shop if you do not understand the role of the surrounding parts.
 - Refer to the manufacturer service manual when installation.
 - Bolts and nuts may get loosen by engine vibration. Make sure not to loosen any bolts and nuts before driving.
 - This product is designed and made exclusive for application models, do not use other models.
- ※Metal/resin/alumite products get discolored/rust for ages as well as how to use. Please understand when using.

 This sheet is intended for the person who has basic knowledge for maintenance. Do not operate if you do not have skill and knowledge.

 Toxic, highly-volatile gasoline is used during operation. Be sure to ventilate the room. Do not operate for hours in a hermetically closed room.

 **FLAMMABLES**
Inflammable high oil is used during operation. The use of products causing fire or smoke is strictly prohibited.

 Do not touch the engine parts (cylinder, crankcase, muffler, engine oil, etc) right after engine operation. Make sure to start the installation after the engine parts are completely cool.

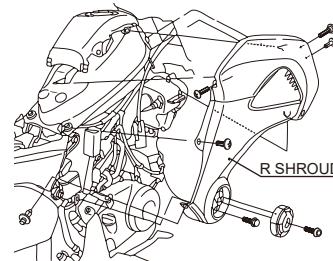
 Do not spark the plug outside of cylinder for spark check. It might cause of fire.

PACKING LIST				
FIGURE	NAME		CODE	QTY
1	UNI FILTER (Φ35)	PK-4E	515-1100000	x1
2	SILICONE HOSE	GROM	515-1432101	x1
3	JOINT PIPE	Φ 35	515-1300102	(x1)
4	STAINLESS BAND (W9) #45	30-45mm	995-0500045	x1
5	STAINLESS BAND (W9) #50	32-50mm	995-0500050	x1
6	TIE BAND	100X2.5	700-9200100	x2

OPTION PARTS	CODE	APPLICATION
SHROUD STAY SET	360-1432190	GROM(JC61/75)

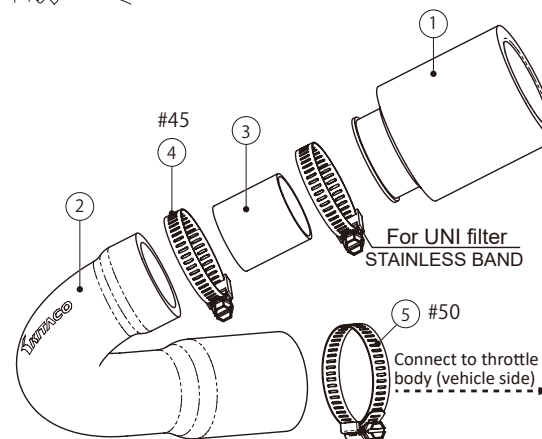
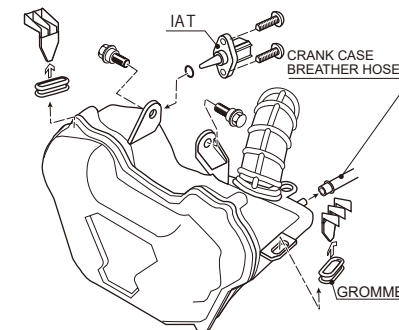
REMOVING AIR CLEANER CASE AND SURROUNDING PARTS

1-1 Refer to the service manual, remove L/R shroud not to break covers claw. (Illustration is right side.)



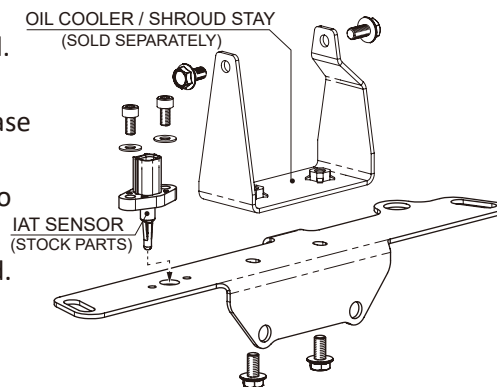
1-2 Remove air cleaner case. Remove intake air temperature (IAT) sensor and crank case breather hose from air cleaner case.

※ Reuse intake air temperature (IAT) sensor and grommet. (*MAP might not exist depending on the models.)



POINT :
FI setting is not required in case of stock engine and Kitaco JMCA muffler combination.

○Basically, reuse stock parts if it is unattached. If there is a hard degradation like a blem, fatigue and wear etc on the reuse parts, please change to new ones.
※Install intake air temperature (IAT) sensor to stay for condensor of oil cooler stay (sold separately) or fix to the vehicle with tie band.



NAME	CODE	APPLICATION
SHROUD STAY SET	360-1432190	GROM(JC61/75)

230904 M-T