





K • CON Pro

INVISIBLE AIR VALVE RENEWAL!!

Newly designed straight valve type 2 got shorter than former one, which makes it possible to use **extension air valve / adjustable air valve cap**.



EXTENSION AIR VALVE ※

ADJUSTABLE AIR VALVE CAP

FILLING AIR

※ Extension air valve might be required when filling air according to vehicle condition (double disc brake etc.)



Invisible air valve is newly released. Removing aluminum cap, install straight valve type 2 to the invisible air valve and fill air.

INVISIBLE AIR VALVE SET type2

COLOR	CODE	PRICE
BLUE	0901-509-00210	¥1,900
RED	0901-509-00220	
BLACK	0901-509-00250	
SILVER	0901-509-00260	
GOLD	0901-509-00270	

● TUBELESS WHEEL ONLY ● ALUMINUM MACHINED ● ALUMITE FINISH
● COMPATIBLE RIM HOLE O.D. : $\phi 11$ ● WEIGHT : 9g (1 pc) ● SET includes : INVISIBLE AIR VALVE × 2, STRAIGHT VALVE type 2 (key holder type) × 1

※ Almost all of tubeless wheels are compatible, but some aftermarket wheels might not, due to hole O.D., size and shape. Make sure of the space with measurement before purchase.


※ Consider the straight valve length, as hub / spoke might interfere.
※ Weight will be different from stock. Wheel balance might be required.

Kitaco Official YouTube Channel



How to install invisible air set type 2 is in the air!!

FILLING AIR



- 1, Remove aluminum cap with straight valve type 2.
- 2, Install straight valve type 2 on invisible air valve.
- 3, Fill air, check air pressure level, remove straight valve type 2 and install aluminum cap.

NOW ON SALE!



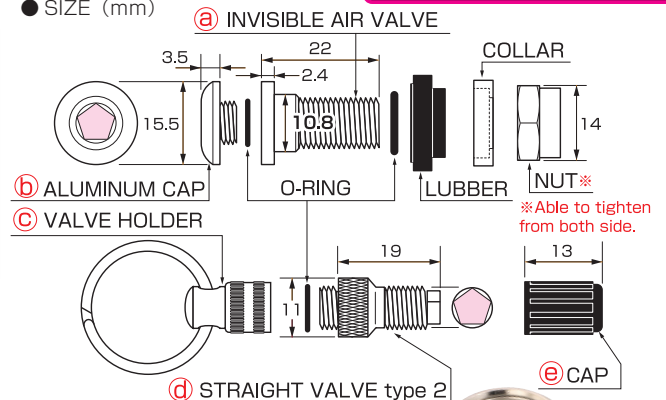
EXTENSION AIR VALVE
PRICE : ¥700
90° CODE : 803-0500000
75° CODE : 803-0500010
60° CODE : 803-0500020

NOW ON SALE!



ADJUSTABLE AIR VALVE CAP
PRICE : ¥600
○ SOLD IN PAIRS
CODE : 0901-509-00100

● SIZE (mm)



STRAIGHT VALVE HOLDER type2

● FOR REPLACEMENT ● SOLD EACH
PRICE : ¥800 CODE : 0901-509-00202
※ Old type invisible air also usable