




SWITCH RELATED PARTS

FOR SUPER CUB50 (AA09) , SUPER CUB110 (JA10/JA44)
HAZARD / PASSING FUNCTION BUILT-IN!
COUPLER-ON ! NO WIRING MODS REQUIRED!



★ NEWLY ADDED
PASSING
(HEADLIGHT FLASHING)

★ NEWLY ADDED
HAZARD SWITCH

WINKER SWITCH
(PUSH CANCEL)



~ PASSING (HEADLIGHT FLASHING) ~
Headlight flashes when pushing dimmer switch "Lo 00".



PUSH for ON!

~ HOW TO FLASH HAZARD ~

Hazard switch is united with winker switch.



1 Switches winker from right to left continuously to turn on hazard flash!
※ It also works from left to right.



PUSH for OFF!

① Switches winker from right to left, to turn on hazard flash.
※ It also works from left to right.
※ All 4 winkers flash.

② To turn off, push it just like winker.




※ Rear winkers also flash

Kitaco Official YouTube Channel



How to install L handle switch assy with hazard is now on air!!



SWITCH SET (HAZARD & PASSING)


Just exchange dimmer switch, winker switch & winker relay! No wiring mods required! Switch set to add hazard / passing function to SUPER CUB 110 (JA10)

CODE	PRICE
756-1429200	¥7,600

● COUPLER-ON ● HAZARD SWITCH / PASSING FUNCTION BUILT-IN! ● FLASHER RELAY INCLUDED (NO WINKER BUZZER FUNCTION) WINKER RELAY SUSPENSION INCLUDED

APPLICATION SUPER CUB 110 (JA10) ※ Pro. CROSS CUB NOT USABLE

※ Refer to Honda service manual when installing.



SWITCH SET (HAZARD & PASSING)

Just exchange dimmer switch, winker switch & winker relay / No wiring mods required! Switch set to add hazard / passing function to SUPER CUB 50 (AA09), SUPER CUB 110 (JA44)

CODE	PRICE
756-1439200	¥7,000

● COUPLER-ON ● HAZARD SWITCH / PASSING FUNCTION BUILT-IN! ● FLASHER RELAY INCLUDED (NO WINKER BUZZER FUNCTION) WINKER RELAY SUSPENSION INCLUDED

APPLICATION SUPER CUB 50 (AA09), SUPER CUB 110 (JA44)

※ Refer to Honda service manual when installing.