

**ZOOMER-X, DIO110**

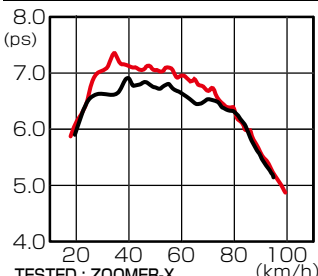
**BRINGS OUT ENGINE POTENTIALITY!!**



PHOTO:ZOOMER-X

PHOTO:DIO110

**A FULL SET OF I-MAP & POWER DRIVE KIT**



TESTED : ZOOMER-X  
 — POWER PACK+GPR STAINLESS DOWN MUFFLER  
 — STOCK  
 ※TESTED AT KITACO FACILITY.  
 ACTUAL RUN MAY DIFFER.

**I-MAP INSTALL MAP (ZOOMER-X, DIO110 (Ver.2))**

- MAP-1, REV LIMIT 10,000rpm ※1  
: STOCK
- MAP-2, REV LIMIT 10,000rpm ※1  
: STOCK DISPLACEMENT  
+ KITACO GPR STAINLESS MUFFLER
- MAP-3, REV LIMIT : 11,500 rpm ※1  
: 126cc LIGHT BIG BORE KIT  
+ KITACO GPR STAINLESS MUFFLER
- MAP-4, REV LIMIT : USER ORIGINAL

**POWER PACK**

**ZOOMER-X (JF52)**

| CODE               | PRICE   |
|--------------------|---------|
| <u>230-1155950</u> | ¥17,000 |

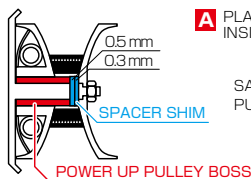
**DIO 110 (JF31)**

| CODE               | PRICE   |
|--------------------|---------|
| <u>230-1427951</u> | ¥16,000 |

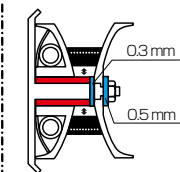
STOCK WEIGHT ROLLERS NOT USEABLE  
 SUPER WEIGHT ROLLERS (SUZUKI B TYPE φ17 X 12.0) 4.0g~15.0g (0.5g incr. : 4.0 g ~9.5g / 1.0g incr. : 10.0 ~15.0g) USEABLE

- A SET OF POWER DRIVE KIT type-X & i-map.
  - POWER UP PULLEY BOSS INCLUDED (ZOOMER-X)
  - WEIGHT ROLLER SIZE : φ17.0 X 12.0 (ZOOMER-X : 9.0g)(DIO110 : 11.0g)
  - PULLEY GREASE INCLUDED
  - FI (INJECTION CONTROL) POSSIBLE
  - SEVERAL MAPS ARE PRE-INSTALLED IN I-MAP. MAKING ORIGINAL MAP IS POSSIBLE
- ※ 1. VALVE SURGING MIGHT HAPPEN AROUND 9,700 rpm. STOP DRIVING IF HAPPENED  
 ※ 2. PC INTERFACE CABLE (763-0500900) & WINDOWS PC REQUIRED TO MAKE ORIGINAL MAP. ※ USB3.0 NOT USEABLE  
 ※ WIRING REQUIRED TO INSTALL  
 ※ REV LIMIT IS NOT GUARANTEED TO REV UP TO NUMBER WRITTEN.  
 ※ RECOMMENDS 126 cc BIG BORE KIT

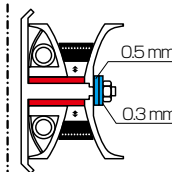
**POWER UP PULLEY BOSS (BOSS + SHIMS) SETTING (ZOOMER-X)**



**A** PLACE BOTH 2 SHIMS INSIDE THE DRIVE FACE  
 SAME SIZE AS STOCK PULLEY BOSS



**B** PLACE 0.3mm SHIM INSIDE, THE OTHER 0.5mm SHIM OUTSIDE  
 PULLEY BOSS IS A LITTLE SHORTER.



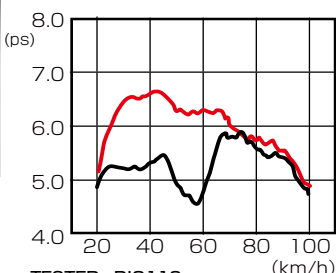
**C** PLACE BOTH SHIMS OUTSIDE.  
 PULLEY BOSS IS THE SHORTEST. 4~5 km/h MAX SPEED EXPECTED.

**ZOOMER-X, LEAD110/-EX, DIO110**

**ACCELERATION, MAX SPEED IMPROVED!**



**POWER UP PULLEY BOSS (BOSS + SHIMS) SETTING**



TESTED : DIO110  
 — POWER DRIVE KIT  
 — STOCK PULLEY  
 ※TESTED AT KITACO FACILITY.  
 ACTUAL RUN MAY DIFFER.

**POWER DRKIT typeX**

**ZOOMER-X (JF52), LEAD110/-EX (JF19)**

| CODE               | PRICE  |
|--------------------|--------|
| <u>489-1155000</u> | ¥7,600 |

- HIGH SPEED PULLEY type-X
- POWER UP PULLEY BOSS (BOSS + SPACER SHIMS)
- WEIGHT ROLLER SIZE : φ17.0 X 12.0 (9.0g X 6)
- PULLEY GREASE INCLUDED.

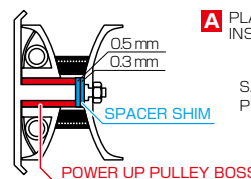
**DIO 110 (JF31)**

| CODE               | PRICE  |
|--------------------|--------|
| <u>489-1427000</u> | ¥7,600 |

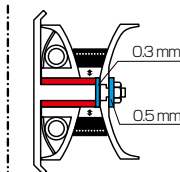
- HIGH SPEED PULLEY type-X
- POWER UP PULLEY BOSS (BOSS + SPACER SHIMS)
- WEIGHT ROLLER SIZE : φ17.0 X 12.0 (11.0g X 6)
- PULLEY GREASE INCLUDED.

STOCK WEIGHT ROLLERS NOT USEABLE  
 SUPER WEIGHT ROLLERS (SUZUKI B TYPE φ17 X 12.0) 4.0g~15.0g (0.5g incr. : 4.0 g ~9.5g / 1.0g incr. : 10.0 ~15.0g) USEABLE

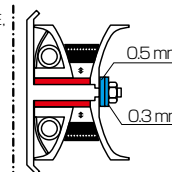
**POWER UP PULLEY BOSS (BOSS + SHIMS) SETTING**



**A** PLACE BOTH 2 SHIMS INSIDE THE DRIVE FACE  
 SAME SIZE AS STOCK PULLEY BOSS



**B** PLACE 0.3mm SHIM INSIDE, THE OTHER 0.5mm SHIM OUTSIDE  
 PULLEY BOSS IS A LITTLE SHORTER.



**C** PLACE BOTH SHIMS OUTSIDE.  
 PULLEY BOSS IS THE SHORTEST. 4~5 km/h MAX SPEED EXPECTED.